


The Life of
Christ



Major Events in Chronological Order
With Ed Diaz

The Life of Christ

ACKNOWLEDGEMENTS

We are grateful for the ministry of Walk Thru The Bible, especially for their emphasis on the chronological approach to the life of Christ.

Dr. J. Dwight Pentecost, our professor and friend, has given us great insight from his textbook *The Words and Works of Jesus Christ*. We used this harmony of the gospel accounts as a guideline for our study.

All scripture in our *Harmony* is taken from the NET Bible® copyright© 1996 – 2005 by Biblical Studies Press, L.L.C. <http://netbible.com>. All rights reserved.

Finally, Arnold Fruchtenbaum has made a great contribution to our knowledge of Jewish background. His cassette series on the life of Christ, produced by Ariel Ministries, is the source of our information on Messianic miracles (*Lesson 13*) and the crucifixion account (*Lesson 31*).

71-17 Ministries
P.O. Box 2493
Lakeland, FL 33806

Ed & Gwen Diaz
Executive Directors
(863) 668-7343
EDSEARCH1@aol.com

HOW TO USE THIS WORKBOOK

Each lesson in this workbook has an Outline with space for you to take Notes. Use these pages while listening to each tape. Follow along in the *Harmony* as the Scripture is read. The paragraphs to be studied are noted at the top of each lesson.

Starting with Lesson 3, the major events in Christ's life and ministry will be reviewed. (*See pages v and vi for a complete chronology.*) A map is included at the beginning of the study.

After listening to the lesson on tape, complete the corresponding Worksheet. This is designed to help you internalize at least one significant aspect of the lesson.

The most important part of each lesson is the Personal Application. Be sure to take time to discover the significance each study can have in your own life. Remember - Bible study without personal application is not God's intention (*2 Timothy 3:16*).

THE LIFE OF CHRIST IN MOTION

BETHLEHEM	Birth
EGYPT	Flight
NAZARETH	Carpenter
JORDAN RIVER	Baptized by John
WILDERNESS	Tempted By Satan
PEREA	First Followers
CANA	First Miracle
JERUSALEM	First Cleansing Second Birth
SYCHAR	Woman at the Well
NAZARETH	Rejection
CAPERNAUM	Authority-Conflict-SPAT S-Selection of the 12 Sermon on the Mount P-"Power from Satan" Parables Start A-A Storm Stilled A Crowd Filled T-Testimony of Peter Transfiguration
SAMARIA	Rejection

The Life of Christ

JERUSALEM

Stones Flew
Jesus Withdrew

PEREA

Counting the Cost
Seeking the Lost

JUDEA

Lazarus Raised
Zaccheus Praised

JERUSALEM

Sunday
Monday
Tuesday
Wednesday
Thursday

Triumphal Entry
Temple Cleansing
Testing of the Lamb
Silence
Last Supper
Prayed
Betrayed
Tried
Denied
Crucified
Guarded
Resurrected

Friday

Saturday
Sunday

TABLE OF CONTENTS

Major Events In Chronological Order.....	Outline	v
Lesson 1 Why Four Gospels?	¶¶ 1 - 2	1
Lesson 2 Preparation for Birth	¶¶ 3 - 5	5
Lesson 3 The Birth of Christ.....	¶¶ 6 - 9	9
Lesson 4 Infancy of Christ.....	¶¶ 10 - 14.....	11
Lesson 5 The Ministry Begins.....	¶¶ 15 - 25.....	15
Lesson 6 Three "Firsts"	¶¶ 26 - 31.....	19
Lesson 7 The "New Birth"	¶¶ 32 - 35.....	23
Lesson 8 Ministry Rejected.....	¶¶ 36 - 41.....	27
Lesson 9 Authority Demonstrated	¶¶ 42 - 48.....	31
Lesson 10 Sabbath Controversies.....	¶¶ 49 - 53.....	35
Lesson 11 Sermon on the Mount.....	¶¶ 54 - 56.....	39
Lesson 12 Take Up Your Cross.....	¶¶ 57 - 59.....	43
Lesson 13 Rejection	¶¶ 60 - 64.....	47
Lesson 14 Teaching in Parables	¶¶ 65 - 67.....	51
Lesson 15 Teaching the Twelve.....	¶¶ 68 - 70.....	55
Lesson 16 Two Banquets.....	¶¶ 71 - 75.....	59
Lesson 17 Teaching and Testing.....	¶¶ 76 - 81a.....	61
Lesson 18 The Transfiguration.....	¶¶ 81b - 89	65
Lesson 19 Discipleship	¶¶ 90 - 98a.....	69
Lesson 20 Conflict in Jerusalem.....	¶¶ 98b - 102.....	73
Lesson 21 The Good Shepherd.....	¶¶ 103 - 106.....	77
Lesson 22 Instructions on Discipleship	¶¶ 107 - 119.....	81
Lesson 23 Seeking the Lost.....	¶¶ 120 - 124.....	85
Lesson 24 Resurrection of Lazarus.....	¶¶ 125 - 130.....	89
Lesson 25 Riches, Rewards, & Service.....	¶¶ 131 - 137.....	93
Lesson 26 Triumphal Entry & Testing of the Lamb.....	¶¶ 138 - 143.....	97
Lesson 27 Testing of the Lamb Continues	¶¶ 144 - 149.....	101
Lesson 28 The Olivet Discourse.....	¶ 150	105
Lesson 29 The Last Supper.....	¶¶ 151 - 160.....	109
Lesson 30 The Upper Room Discourse.....	¶¶ 161 - 167.....	113
Lesson 31 The Trials of Christ.....	¶¶ 168 - 176a	117
Lesson 32 The Crucifixion.....	¶¶ 176b - 182	121
Lesson 33 The Resurrection.....	¶¶ 183 - 198.....	125
Index of Passages	Workbook & Harmony	129

MAP OF ISRAEL AT THE TIME OF CHRIST



Outline & Notes:

I. The Four Gospels

A. Matthew

B. Mark

C. Luke

D. John

	Matthew	Mark	Luke	John
Theme				
Original Audience				
Key Word	"fulfilled"	"straightway"	"Son of Man"	"believe"
Key Verse	21:5	10:45	19:10	20:31
Outstanding Feature	Sermons	Miracles	Parables	Teachings
Arrangement Of Material	Topical	Chronological	Chronological	Topical
Focus	Past	Present	Future	Eternity
Personality	Emotion	Will	Mind	Spirit
Activities	Religion	Construction	Education	Revelation
Authority	Commands	Caesar	Culture	Christ
Goal	Tradition	Domination	Sophistication	Evangelization

II. The Beginning (*paragraphs 1 & 2*)

A. Logos

B. The Memrah

Worksheet:

Re-read these passages mentioned in the lesson and write down what each teaches about the Memrah (*God's agent of revelation – the Word*).

A. Genesis 15:1

B. Psalm 33:3-6

C. Isaiah 40:8

D. Isaiah 55:11

E. Ezekiel 1:3

F. John 1:1-14

Personal Application:

1. Matthew, Mark, Luke and John each portrayed Christ in a different light. In your personal relationship with him, which aspect of his character do you need to embrace even more? Explain why.

A. The Righteous King (*Lord of every detail*)

B. The Perfect Servant (*One who loves even the unlovable*)

C. The Perfect Man (*One to identify with in my frustrations*)

D. The Eternal God (*my Savior*)

2. This week, read through the Gospel that portrays Christ in the way you want to see him. As you read, write down some examples of how you can more clearly trust him in that area of your life.

The Life of Christ

Outline & Notes:

I. The Genealogies (*paragraph 3*)

[2 Samuel 7:12-13]

A. The Line of Joseph - Matthew 1:1 – 17

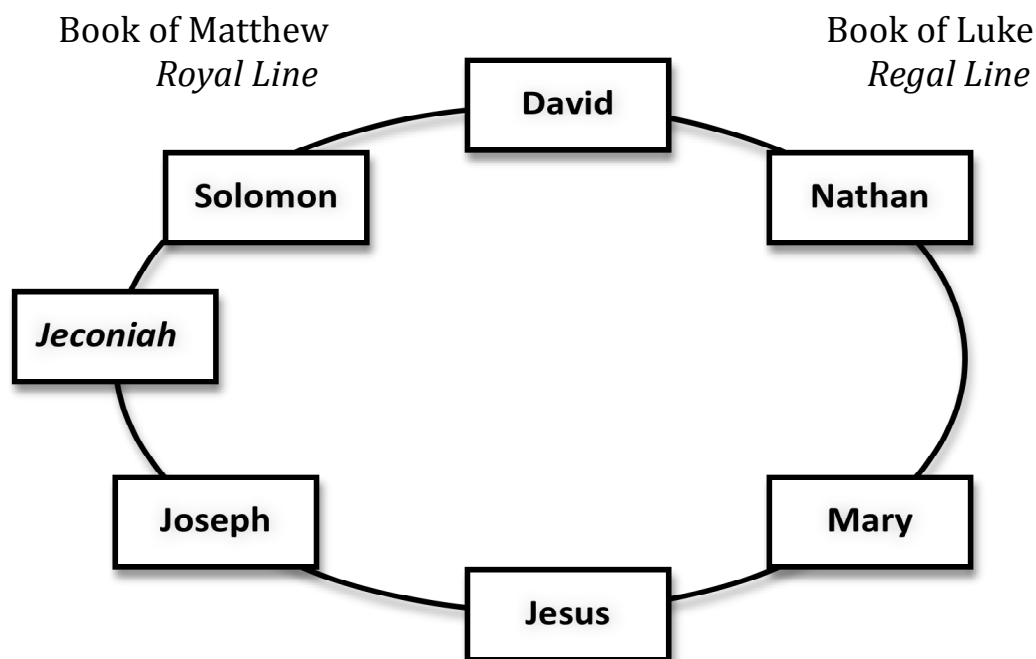
1. Two big problems:

a. Attack from outside
[*Athaliah – 2 Kings 11*]

b. Attack from inside
[*Jeconiah – Jeremiah 22:30*]

2. The need for a virgin birth

B. The Line of Mary - Luke 3:23b – 38



Personal Application:

1. If God were to do something unique and unexpected in your life right now, do you think you would respond more like Zechariah did or more like Mary did? Why?
2. What is one unique thing that you would like God to do for you as a result of this study?

The Life of Christ

Outline & Notes:

I. The Birth of John (*paragraphs 6 - 8*)

A. The Meeting of Mary and Elizabeth

B. The Magnificat of Mary

[The importance of God's covenant with Abraham - Genesis 12:1-3]

C. The Birth of John

1. The prediction [*Malachi 3:1*]

2. The prophecy of Zechariah

II. The Birth of Christ (*paragraph 9*)

A. Announced to Joseph

B. Emphasis on the Virgin Birth

[Prophesied in Isaiah 7:14]

Worksheet:

1. Explain John's role in the life of Christ
2. Explain Joseph's reaction to the angel's announcement. (What could he have done? What did he do?)

Personal Application:

1. Explain how each of these three conditions affected the world at the time that Mary and Joseph were alive:

Financial Uncertainty:

Political Unrest:

Relational Tensions:

2. How does each affect your own personal world?

Financial Uncertainty:

Political Unrest:

Relational Tensions:

3. Circle the one that affects your life the most and pray this week that God will show you how to find peace in this area.

Outline & Notes:

II. The Birth of Christ - continued (*paragraphs 10-11*)

C. In the Fullness of Time [*Galatians 4:4*]

1. Common Language

2. Pax Romana

3. Roman Roads

D. In the Town of Bethlehem [*Micah 5:2*]

E. Announced to the Shepherds

III. Infancy and Childhood (*paragraphs 12 - 14*)

A. Observation of Ceremonies

1. Circumcision [*Genesis 17:9-14*]

2. Purification [*Leviticus 12:2-4; 8*]

3. Redemption [*Numbers 3:14-16; 40-48*]

B. Visit by the Wise Men

Worksheet:

Re-read Matthew 2:1 - 18 and fill in the following chart:

WISEMEN	How did they ...	HEROD	How did he ...
1. Seek God		1. Avoid God	
2. Obey Scripture		2. Reject Scripture	
3. Worship the Savior		3. Sin Gravely	

Personal Application:

1. List specific ways that *WE* do the following in today's world.

A. Seek God (*ex. through prayer, Bible study*)

B. Avoid God

C. Obey Scripture

D. Reject Scripture

E. Worship the Savior

F. Sin gravely

2. Circle the area that needs the most work in your life.

3. Covenant with God (and your study group if you have one) to do something specific that will help you improve in that area. Write down what you will do:

The Life of
Christ

Outline & Notes:

III. Childhood - continued (*paragraphs 15 - 19*)

C. Flight to Egypt

D. Home in Nazareth

E. Visit to Jerusalem

F. Back to Nazareth

IV. Introduction to Ministry (*paragraphs 20 - 25*)

A. Historical Setting

B. Message of John the Baptist

C. Baptism of Christ

D. Temptation by Satan

Worksheet:

1. Each of these men was present at the beginning of Christ's ministry. Find the role each played at the end of his ministry:

A. Annas - *John 18:13 - 24*

B. Caiaphas - *Mark 14:53 - 65*

C. Pontius Pilate - *John 18:28 - 38*

D. Herod (*Antipas*) - *Luke 23:6 - 12*

2. In paragraph 22 (*Luke 3:11 - 14*), what does John the Baptist say is contrary to the normal role of:

A. The wealthy?

B. A tax collector?

C. A soldier?

3. Read 1 John 2:16, and notice the three areas in which Satan tempts us. According to Luke 4:1 - 13, how did Satan tempt Jesus in the same three areas? Read Genesis 3:6, how did he tempt Eve in the same areas?

	Temptation of Christ	Temptation of Eve
1. Lust of the Flesh		
2. Lust of the Eyes		
3. Pride of Life		

Personal Application:

1. How are *WE* tempted today in these same areas?

A. Lust of the flesh

B. Lust of the eyes

C. Pride of life

2. In which area are you most vulnerable to Satan's attack? Why?

3. Choose a specific scripture to memorize and meditate on this week. Be prepared to use this scripture as a weapon so that you might "stand firm against the schemes of the devil" (*Ephesians 6:11 NASB*). Write the verse below:

The Life of
Christ

Outline & Notes:

I. Validation for Ministry (*paragraphs 26 - 27*)

A. John's Role

B. John's Testimony & Identification of Jesus

II. Initial week of Ministry (*paragraphs 28 - 30*)

A. First Followers

B. First Miracle

III. First Cleansing of the Temple (*paragraph 31*)

Worksheet:

1. Study the first miracle of Christ (*John 2:1-11*) and answer the following questions:
 - A. What does the miracle teach about the *person* of Christ? (*i.e. What is He like?*)
 - B. What does the miracle teach about the *authority* of Christ? (*i.e. Over what does He demonstrate power?*)
 - C. What does the miracle teach about the *kingdom* Jesus offers? (*i.e. What will heaven be like when compared to this setting*)
2. Read John 2:13 - 22 and explain in your own words why Jesus cleansed the Temple.

Personal Application:

1. In the space below, write 1 John 1:9. Commit it to memory this week.
2. Explain the difference between “forgiveness” and “cleansing.”
3. Read 1 Corinthians 3:16. In what areas does your “temple” need cleansing?

The Life of
Christ

Outline & Notes:

I. Visit from Nicodemus (*paragraph 32*)

A. Importance of Being “Born Again”

[Ezekiel 36:25-27; Isaiah 44:3-4]

B. Requirement of “Faith” (*Moses and the serpent – Numbers 21:4-9*)

II. Witness of John (*paragraph 33*)

III. Woman at the Well (*paragraphs 34 - 35*)

Worksheet:

1. List at least seven characteristics (facts) that highlight the difference between Nicodemus and the woman at the well. Remember that Christ chose to minister to both.

John 3 → Nicodemus	John 4 → Woman At The Well
1.	1.
2.	2.
3.	3.
4.	4.
5.	5.
6.	6.
7.	7.

2. Re-read John 3:16.

A. What is God's part in the new birth?

B. What is our part in the new birth?

C. What is the result?

Personal Application:

Re-read John 4:24

1. Is it possible to have a “spiritual” experience that is not based on “truth”?
Explain your answer and give an example from our society.

2. Is it possible to study the “truth” without affecting “spiritual” change?
Explain and give an example from our society.

3. What does it mean to worship God “in spirit and in truth”?

4. How would you define your worship?

The Life of
Christ

Outline & Notes:

I. Return to Galilee (*paragraphs 36 - 37*)

II. Demonstration of Authority (*paragraphs 38 - 41*)

[Jesus' Miracles Validate His Message]

A. Authority over Disease and Distance (*official's son*)

[B. Rejection in Nazareth]

[C. Residence in Capernaum]

D. Authority over Nature (*filling of nets*)

Miracles: *What does it teach us about the authority of the King?*
 What does it teach us about the nature of the kingdom?
 What does it teach us about the King himself?

Worksheet:

1. Re-read John 4:46 – 54.

How did the royal official demonstrate his faith in Christ?

2. Re-read Luke 4:16-30. How does this one event encapsulate the ministry of Christ?

3. List and define the three stages of discipleship:

a.

b.

c.

4. How did Peter demonstrate his faith in Christ?

Personal Application:

1. At which stage of discipleship are you right now?
2. Peter had to give his nets to Christ and trust Him in order to see miraculous results. What do you need to give to God and trust Him with in order for Him to demonstrate more of His power in your life?
3. God wants us to be “fishers of men” right where we are. Where is your place of ministry?
4. What is one way you can be a “fisher of men” this week?

The Life of Christ

Outline & Notes:

II. Demonstration of Authority - continued (*paragraphs 42-48*)

E. Authority over Demons (*man in synagogue*)

F. Authority over Sickness (*Peter's mother-in-law*)

G. Authority to Preach

H. Authority over Defilement (*leprosy*)
[A Messianic Miracle]

I. Authority to Forgive Sin (*paralytic man*)

J. Authority over Men (*Levi - the tax collector*)

K. Authority over Tradition (*fasting*)

1. Parable of the Patch

2. Parable of the Wineskins

Worksheet:

1. Re-read Luke 5:17 – 26:

- A. Why has such a large crowd gathered to hear Jesus in Luke 5:17?
- B. How does Jesus demonstrate to them that He has the power to forgive sins?

2. Re-read Luke 5:27 – 32:

- A. What did Jesus mean when he said, “I have not come to call the righteous, but sinners to repentance”?
- B. Who were the “righteous” in this context?
- C. Who were the “sinners”?

3. Re-read Luke 5:33 – 39:

Explain what Jesus was teaching in these two parables.

Personal Application:

1. Over and over Jesus demonstrated his authority as the Son of God while he was here on earth. In what ways do we, in our culture, fail to see Jesus' authority?
2. Over what areas in your life would you like to experience Jesus' authority in a greater way?

The Life of Christ

Outline & Notes:

II. Demonstration of Authority - continued (*paragraphs 49 - 52*)

L. Authority over the Sabbath

1. Healing of the paralyzed man

a. Accusations

1) violation of Sabbath

2) blasphemy

b. Defenses

1) the Son has the power to give life – obeying the Sabbath cannot

2) the Son has the power to judge

3) the Son has the power of the resurrection

4) the Son has five witnesses:

a) John the Baptist

b) his deeds

c) the Father

d) the Scriptures

e) Moses

2. Controversy over grain

3. Healing of a withered hand

II. Selection of the Twelve (*paragraph 53*)

Worksheet:

Three times in this lesson, Christ is accused of violating the Sabbath. Three times He defends his actions, claiming to have authority over the Sabbath. Re-read the following passages. In your own words, summarize each accusation made by the Pharisees and each defense made by Christ.

1. John 5:1 - 47

Accusation:

Defense:

2. Matthew 12:1-8

Accusation:

Defense:

3. Matthew 12:9-14

Accusation:

Defense:

Personal Application:

Re-read John 5:1 – 8 and answer the following questions:

1. Jesus asked the paralyzed man, “Do you want to become well?” In what area of *your* life do you need to be “made well” in order to become a stronger disciple of Christ?

2. What do you stand to lose if you “get well”?

3. Are you willing to let Christ heal you?

The Life of
Christ

Outline & Notes:

I. The Setting and Purpose

II. The Sermon (*paragraphs 54 - 56*)

A. The Beatitudes

1. Relationship to God

2. Relationship to Man

3. Relationship to World

B. The Law

1. Christ's fulfillment of the law

[Torah – the written Law given to Moses; Mishnah – the oral traditions]

2. Christ's Interpretation vs. Pharisees' Conduct

Pharisee's Conduct	vs	Christ's Interpretation
--------------------	----	-------------------------

a. Murder

b. Adultery

c. Divorce

d. Oaths

Pharisee's Conduct vs Christ's Interpretation

e. Retaliation

f. Love

g. Giving

h. Prayer

i. Fasting

3. Christ's teaching about:

a. Wealth

b. Worry

c. Judging

d. Prayer

e. True Righteousness

C. The Kingdom

1. Two Ways

2. Two Trees

3. Two Professions

4. Two Builders

Worksheet:

1. What is the purpose of the Law that God gave to Moses?
2. What is the ultimate requirement of the Law?
3. Summarize the major differences between the Pharisees' interpretation of the Law and Christ's interpretation.
4. What did Jesus mean when He said that He came to "fulfill" the Law?
5. How can we "be perfect . . . as *(our)* heavenly Father is perfect"? (*Matthew 5:48*)

Personal Application:

1. Re-read Matthew 6:25-34. Then look at your personal calendar and your bank account. What do you spend the most time and money pursuing in your life?
2. What one thing will you do differently this week in order to “pursue” the righteousness Jesus talks about in his sermon and the worry-free kingdom that the Father offers?

Outline & Notes:

I. Ministry of Christ (*paragraphs 57 - 58*)

A. Centurion's Servant Healed

B. Widow's Son Raised

II. Ministry of Disciples (*paragraph 59*)

A. Jesus' Example – [*"splanchnizomai" = compassion*]

B. Jesus' Instructions

1. Anticipate your activity
2. Anticipate your audience's response
3. Anticipate the Second Coming
4. Anticipate rejection
5. Anticipate rewards

Personal Application:

1. What are some of the responses that we can anticipate in our society when we are ministering for Christ?
2. What are some of your own personal experiences?
3. When we encounter rejection for our faith, how should we react?

The Life of
Christ

Outline & Notes:

I. Rejection of John (*paragraphs 60 - 61*)

A. John's Question to Christ

B. Christ's Evaluation of John

C. Christ's Evaluation of Those who Reject

D. Christ's Condemnation of Those who Reject

E. Christ's Invitation to "Come"

II. Reception of Christ (*paragraphs 62 - 63*)

A. A Woman who was a Sinner

B. A Man who was a Pharisee

C. Several Women who were Supporters

III. Rejection of Christ (*paragraph 64*)

A. Another Messianic Miracle – *[the casting out of a mute demon]*

B. The Accusation – *[Jesus gets his power from Satan]*

C. The 4-fold Defense

1. It wouldn't make sense for Satan to cast himself out.
2. What power do the Pharisees use to cast out demons?
3. If Jesus could do this, he must be who he says he is.
4. Jesus had to be stronger than Satan in order to do this.

D. The Unpardonable Sin – *[Blasphemy against the Spirit – which was the rejection of Jesus while he was present on the grounds that he got his power from Satan rather than the Holy Spirit.]*

Worksheet:

1. Why did Christ pronounce such harsh judgment on the cities of Korazin, Bethsaida and Capernaum?
2. If Christ were here pronouncing judgment today, how would the city where you live fare?

3. In your own words explain the “Unpardonable Sin”.

Personal Application:

1. Your friend is devastated by a sin in his life. He feels he can never experience God’s forgiveness. What will you tell him?
2. In a short paragraph, explain how you would tell your friend that he can enter an eternal relationship with Jesus Christ.

The Life of Christ

Outline & Notes:

I. Pharisees Request a Sign (*paragraph 65*)

A. Jesus Refuses their Request

B. Jesus Offers only "The Sign of Jonah"

II. Christ Rejects National & Physical Ties as Means of Salvation (*paragraph 66*)

III. Christ Reveals God's Kingdom Program (*paragraph 67*)

A. Visible Kingdom - Revealed in Old Testament

1. Mediators

2. Monarchs

3. Messiah

B. Invisible or Mystery form of the Kingdom - Revealed in Parables

1. What it is

2. How it is revealed in Parables

C. Main Point of each Parable

1. Sower and Soil

a. Explanation of the different soils

b. Point of this parable

2. Lamp
3. Growing Seed
4. Mustard Seed
5. Yeast in Flour
6. Weeds
7. Treasure and Pearl
8. Net
9. Owner of House

Worksheet:

1. How did Christ's teaching change after the "Unpardonable Sin" was committed?
2. Re-read Matthew 12:39:
 - A. What is the "wicked and adulterous generation"?
 - B. What is the "sign of Jonah"?

3. List some of the things that the parables reveal about Christendom (the time in which we now live):

Personal Application:

Re-read the parables in Paragraph 67 (Matthew 13 and Mark 4):

1. Which parable gives you with the most insight into God's kingdom program as it relates to your life? (Describe the insight you received.)
2. How will this insight affect your life in the next few weeks?

The Life of Christ

Outline & Notes:

I. Power over NATURE (*paragraph 68*)
[A storm is stilled]

II. Power over DEMONS (*paragraph 69*)
[A demoniac is freed]

III. Power over DISEASE (*paragraph 70*)
[A woman is healed]

IV. Power over DEATH (*paragraph 70*)
[A daughter is raised]

Worksheet:

1. Jesus is no longer doing public miracles for the nation of Israel to see.

A. Why?

B. On what basis does He now perform miracles?

2. Describe the lesson that each of these four miracles was designed to teach the twelve disciples:

A. The storm being stilled

B. The demoniac being set free

C. The woman being healed

D. Jairus' daughter being raised

Personal Application:

1. Describe a storm that you have faced.
2. How did God use (or *How is God using*) that storm in your life?

Outline & Notes:

I. Two Messianic Miracles (*paragraphs 71 - 72*)

A. Healing Blind Men

B. Casting out Dumb Demon

C. Hometown Rejection

II. Two Banquets (*paragraphs 73 - 75*)

A. Herod's birthday

1. John's arrest

2. John's death

B. Feeding of 5,000

Worksheet:

Re-read Mark 6:14 - 45. On the following chart, see if you can think of at least ten ways to compare and contrast the two “banquets” that took place.

Herod's Banquet	Christ's Banquet

Personal Application:

By feeding the 5,000 people, Jesus was preparing His disciples for a ministry of service.

1. What is your definition of a servant?
2. How does the miracle of the Feeding of the Five Thousand encourage you to be a better servant today?

Outline & Notes:

I. Teaching the Twelve (*paragraphs 76 - 79*)

A. Miracles

1. Walking on the water

2. Healings in Gennesaret

B. Discourse on The Bread of Life

1. Requirement for Life – Belief

2. Heavenly Life

3. Satisfying Life

4. Resurrection Life

5. The Source of Life – is Jesus

C. Three Responses to the Discourse

1. Some leave

2. The Disciples stay

3. Judas betrays

[Levels of Belief: Noticia; Assencia; Fiducia]

D. Instruction Regarding Spiritual Defilement & the Pharisees

1. They are plants not planted by God

2. They are blind guides

3. They are headed for destruction

II. Reception of the Gentiles (*paragraphs 80 – 81a*)

A. Faith of a Woman

B. Healing of a Deaf Man

Worksheet:

Re-read John 6:22 - 71

1. What motivated Jesus to claim to be the “Bread of Life”?
 - a. How is the life He offers similar to life given by eating bread?
 - b. How is it different?
2. What does it mean to believe? [Use the three Latin words – Noticia (to notice); Assencia (to assent intellectually); and Fiducia (to trust) – to explain the three stages that lead to true belief.]

Personal Application:

Jesus taught that the life of a true believer is not only eternal, but it should be satisfying. Are there areas in your life that lack satisfaction?

1. If so, list them:

Right now, ask God to help you accept these areas or make the changes necessary to experience the satisfying life He wants for you.

2. Write out John 10:10b. Commit it to memory this week.

The Life of Christ

Outline & Notes:

II. Reception of the Gentiles (continued) (*paragraphs 81b - 83*)

C. Feeding of the Four Thousand

D. Pharisees Request a Sign

E. Disciples Fail to Believe

F. A Blind Man Healed

III. Testimony of Peter: "You are the Christ" (*paragraph 84*)

A. The Setting

B. The Rock on which the Church will be Built

C. The Keys to the Kingdom

IV. Teaching the Twelve (*paragraphs 85 - 86*)

A. About His Death

B. About Discipleship

V. The Transfiguration (*paragraph 87*)

Significances:

1. Authenticates Christ's message
2. Anticipates his second coming
3. Guarantees fulfillment of all Scripture
4. Guarantees life after death
5. Shows what it cost Christ to come

VI. Teaching the Twelve (*paragraphs 88 - 89*)

A. About Elijah

B. About Faith (*casting out of demon*)

Worksheet:

1. At Christ's transfiguration, Peter confused the fulfillment of two Jewish feasts – the Feast of Booths (*also known as Tabernacles*) and the Feast of Passover.
 - A. Which feast did Christ fulfill at His first coming?
 - B. Which feast will Christ fulfill when He returns?

2. All Hebrew feasts look backward to celebrate an historical event and forward in anticipation of future fulfillment.

	Looked backward to what event?	Looked forward to what event?
The Feast of Booths (Tabernacles)		
The Feast of Passover		

3. Why were Moses and Elijah present at the transfiguration?

Personal Application:

“Faith is a decision I make based upon the evidence I have.”

1. Re-read Mark 9:17-24. What does this passage teach you about faith?

2. Read all of Hebrews 11. This passage is often called “God’s Hall of Faith.”

Could you be added to this list?

Write out a verse that might be written to describe your life of faith to this point in time:

Hebrews 11:41 “By faith, _____

(your name),

The Life of Christ

Outline & Notes:

I. Christ's Instructions Concerning His Death (*paragraph 90*)

II. Christ's Instruction Concerning Discipleship (*paragraphs 91 - 95*)

A. Don't Offend

B. Be Humble

C. Don't Be Proudful

[Get rid of the source of pride.]

D. Be Salty

E. Forgive

1. The Process

a. Go to "them"

b. Go alone

c. Go to the Church

d. The goal is always reconciliation

2. Peter's Question

3. Christ's Parable

a. Forgiveness is rooted in compassion which releases the debt

b. God's forgiveness is the basis for our forgiveness

F. Commitment

1. Don't Expect Material Rewards
2. Don't Delay
3. Don't Look Back

III. Christ is Challenged on His Way to Jerusalem

A. The Feast of Tabernacles

B. Challenged by his Brothers

C. Rejected in Samaria

IV. Opposition in Jerusalem

A. Over Authority and Background

B. Jesus' Claim to Provide "Living Water"

Worksheet:

1. Re-read Matthew 18:15-17.

A. Explain each step in the 'process' of forgiveness?

B. What is the purpose of forgiveness?

2. Re-read John 7:37-38. What is the significance of Jesus' claim to provide "Living Water" during the ceremonies at the Temple?

3. To whom does Jesus offer "Living Water"?

Personal Application:

Forgiveness is a necessary quality of discipleship. As undeserving as we are, God has forgiven us. Consequently, we need to forgive others and free them from the bondage of our wrath or displeasure. (In doing so, we also free ourselves from bitterness and stress.)

Think about those who have hurt you in the past. Have you forgiven them? Go to God and ask Him to help you. Then go to them and express your forgiveness and desire to restore your relationship.

In the space below, write your plan to implement forgiveness and freedom this week:

The Life of
Christ

Outline & Notes:

IV. Opposition in Jerusalem continued (*paragraphs 98b - 102*)

A. Conflict over Jesus' Claim to Provide "Living Water"

1. The Crowd's Reaction
2. The Pharisee's Rejection
3. Nicodemus' Defense

B. Conflict over Christ's Keeping of the Law

1. The Adulterous Woman
2. Jesus' Response

C. Conflict over Jesus' Claim to be the "Light of the World"

D. Conflict over Christ's Person and His Claims to be:

1. The True Object of Faith
2. The True Deliverer
 - a. From Sin
 - b. From Satan

E. Conflict over the Healing of the Blind Man and Jesus' Claim to be the Messiah

1. The physical healing
2. The Pharisees investigation
 - a. 1st Interrogation of the once Blind Man
 - b. Interrogation of the parents
 - c. 2nd Interrogation of the once Blind Man
3. The meeting with Jesus

Worksheet:

Re-read John 9:1 – 41. This miracle illustrates several of the different ways people perceive God.

1. Based on their actions, describe how the following people viewed God:

A. The Disciples (*verses 1 - 2*)

B. The Neighbors (*verses 8 - 9*)

C. The Pharisees (*verses 13 - 16*)

D. The Parents (*verses 18 - 23*)

E. The Healed man (*verses 30 - 33*)

2. What is God really like as revealed by Jesus in this story? (*verses 35 - 41*)

Personal Application:

1. What is your perception of God? With which group in John 9 do you most identify?

2. List three events that took place in your life this past week. What part did God play in them?

3. Read Psalm 139. What is the Psalmist's view of God?

The Life of
Christ

Outline & Notes:

I. Teaching about the Shepherd (*paragraph 103*)

A. The True Shepherd

1. Enters by gate
2. Sheep listen to his voice
3. Calls his own sheep by name

B. The Door

1. Only access to God
2. Fellowship
3. Abundant pasture

C. The Good Shepherd

1. Lays down his life
2. Will not abandon sheep
3. Has sheep outside of Israel

D. The Response

II. Work of the Witnesses (*paragraph 104*)

A. Instructions

1. Ask the Lord for workers
2. Sent as lambs to wolves
3. Take only necessities
4. Stay in one house
5. Minister through words and works
6. Expect rejection

B. Results

1. The Demons submit
2. Victory over Satan
3. Victory in the Spiritual Battle

C. Christ's Prayer

1. Explanation of belief
2. Revelation of Father
3. Advantages for the twelve

III. Question of Eternal Life (*paragraph 105*)

A. The Question from an Expert in the Law

B. The Parable of the Good Samaritan

IV. Mary and Martha (*paragraph 106*)

A. Martha's Problem

B. Mary's Priority

Worksheet:

Re-read John 10:1 – 21, then list all the things that you can learn about the following three groups:

Jesus	The Pharisees	The Sheep

2. Based on the story of Mary and Martha found in Luke 10:38-42, how should we relate to Jesus – our Shepherd?

Personal Application:

Read Psalm 23. Now write down and explain all the things that Jesus (*the shepherd*) does for you (*one of his sheep*):

The Life of
Christ

Outline & Notes:

I. Teaching on Prayer (*paragraph 107*)

A. An Example (*reference paragraph 55*)

1. Address God
2. Sanctify God
3. Pray about the Kingdom
4. Pray about daily needs
5. Pray about forgiveness
6. Pray about spiritual warfare

B. Two Parables:

1. Be persistent
2. God is a 'good' Father

II. Conflicts with Pharisees (*paragraphs 108 - 109*)

A. Jesus Performs Another "Messianic Miracle"

1. Reaction of the crowd
2. Christ's defense

B. Jesus Ignores Ceremonial Rituals

1. Jesus denounces the Pharisees – 3 woes
2. Jesus denounces the Experts in the Law – 3 woes

III. Instruction of the Twelve (*paragraphs 110 - 116*)

A. Don't be Hypocrites like the Pharisees

1. Be totally honest
2. Fear God – not men
3. Trust God
4. Acknowledge God
5. Reiteration of the “Unpardonable Sin”
6. Let the Holy Spirit make your defense

B. Don't Covet

1. The Occasion – A dispute over inheritance
2. Parable of the Rich Man

C. Don't Worry

D. Watch Eagerly and Serve

E. Serve Faithfully

F. Understand Why Christ Came

G. Understand the Signs

H. Understand the Need For Repentance

IV. More Conflict (*paragraphs 117 - 119*)

A. Jesus Heals on the Sabbath

B. Jesus Teaches About the Kingdom

C. Jesus Claims to be the Messiah

Worksheet:

1. List several ways that Jesus made it clear to the Jewish people living in Israel that he was their Messiah?
2. How did the Pharisees respond to Jesus' actions and claims?
3. How did the crowds respond?
4. What are some hypocritical practices of the Pharisees that Christ denounced? (*See Luke 11:37-54*)

Personal Application:

1. How do you think the Gospel writers would explain your response to Jesus' actions and claims to be the Messiah?
2. Look back over the eight separate instructions Jesus gave to the disciples. Which one do you need to follow more closely if you really believe that he is the Messiah?

Outline & Notes:

I. Jesus withdraws to Perea (*paragraph 120*)

II. Jesus Continues Instructing the Twelve (*paragraphs 121 - 124*)

A. The Door to the Kingdom – is Narrow

1. The Pharisees' trick

2. Christ's lament

3. One day Israel will respond

B. True Sabbath Rest – Includes Healing

C. Be Humble

D. Respect Others

E. Respond to the Invitation

F. Discipleship Involves:

1. Choosing Christ first

2. Identifying with Christ

3. Counting the cost

G. God's Attitude Toward Sinners

1. The Lost Sheep

2. The Lost Coin

3. The Loving Father

Worksheet:

1. Re-read Luke 15:1–32, and fill in the boxes for each parable:

	The Lost Sheep <i>Luke 15:1-7</i>	The Lost Coin <i>Luke 15:8-10</i>	The Loving Father <i>Luke 15:11-32</i>
Who or What represents God?			
Who or What represents the Pharisees?			
Who or What represents the Sinners?			
What does each parable teach us about God?			

2. The parable of the Loving Father stops with the Father speaking with the older son outside of the house. How do you think the older son responded?

3. Which son are you most like in your spiritual life?

Personal Application:

1. Mark 10:45 tells us that Jesus came “to seek and to save the lost”. We are to follow His example. What are you doing to bring others to Him?

2. Begin to think of ways that you can establish relationships with non-believers in order to bring them into an eternal relationship with God. What is one thing that you will do this week to establish “common ground” with a non-believer?

The Life of
Christ

Outline & Notes:

I. Jesus Continues Instructing the Twelve (*paragraphs 125 - 127*)

A. Concerning Wealth

1. The Shrewd Manager
 - a. Use worldly wealth for eternal results
 - b. Be trustworthy
 - c. Serve God – not money
 - d. The Pharisees' response
2. The Rich Man and Lazarus
 - a. There are no second chances
 - b. Don't covet
 - c. Money is not a reflection of God's blessing

B. Concerning Forgiveness

1. Be sensitive not to offend
2. Don't easily take offense
3. Be willing to Forgive

C. Concerning Service

1. Be simple in your forgiveness
2. Remember who the Master is
3. Do the work of God - which is forgiveness

II. Resurrection of Lazarus (*paragraph 128*)

A. Illness and Death

1. Interaction with disciples
2. Interaction with Mary and Martha

B. The Resurrection

C. Two Responses

1. Faith
2. Plot to kill

III. Healing of Ten Lepers (*paragraph 129*) *[another Messianic Miracle]*

IV. Jesus Continues Instructing the Twelve (*paragraph 130*)

A. Second Coming

1. Everyone will know
2. Must first suffer rejection
3. Few believers will be there
4. It will be sudden
5. Focus in Israel

Worksheet:

Re-read John 11:1 – 44.

1. What was the purpose of Lazarus' illness and death?
2. For whose benefit did Christ perform this miracle? *(see verses 14 and 42)*
3. Did Christ expect the Pharisees to accept Him as the Messiah following this miracle? Why or why not? *(see Luke 16:30 - 31)*

Personal Application:

Reread Luke 10:38-42.

1. List at least three differences in the attitudes and actions of Mary and Martha.
2. Which sister are you the most like?
3. Does your service for God ever get in the way of your time spent with God? What conscious steps can you take this week to rearrange your schedule so that you can spend more "listening" time in His presence?

The Life of
Christ

Outline & Notes:

I. Jesus Continues Instructing the Twelve (*paragraphs 131 - 137*)

A. Prayer

1. Persistence (*the woman*)
2. Pride (*the Pharisee and the tax collector*)

B. Divorce

1. The Occasion

- a. Perea - Herod's jurisdiction
- b. Hillel vs Shammai interpretation

2. Christ's Response

- a. Moses' permission
- b. Christ's position:
 - 1) The ideal
 - 2) Marital unfaithfulness
 - 3) Desertion of spouse (*1 Corinthians 7*)
- c. Reasons not to marry
 - 1) Birth defects
 - 2) Eunuchs
 - 3) Gift of celibacy

C. Entrance into the Kingdom

Child-like faith

D. Eternal Life

1. Problem of riches (*The Rich Ruler*)

2. Promises to followers

a. Disciples will judge Israel

b. Rewards

c. Eternal life

3. Parable of Rewards

E. Christ's Death

1. Prediction of death & resurrection

2. Question of status in Kingdom (*Salome*)

3. Need to serve while Christ is gone

a. Physical healing of blind man

b. Spiritual healing of Zaccheus

c. Parable of service

- 1) Jesus will leave
- 2) The servants are left in charge
- 3) They turn against him while he is gone
- 4) Jesus will return
- 5) Rewards according to service
- 6) Judgment for rejection

Worksheet:

1. Re-read Luke 19:11 - 28 and fill in this chart:

	Minas Given	Minas Gained	Reward
Servant # 1			
Servant # 2			
Servant # 3			

2. What conclusion can you make regarding service and rewards?

3. Read verses 20-26:

- a) What was the third servant's excuse for not serving?
- b) What was the master's response?

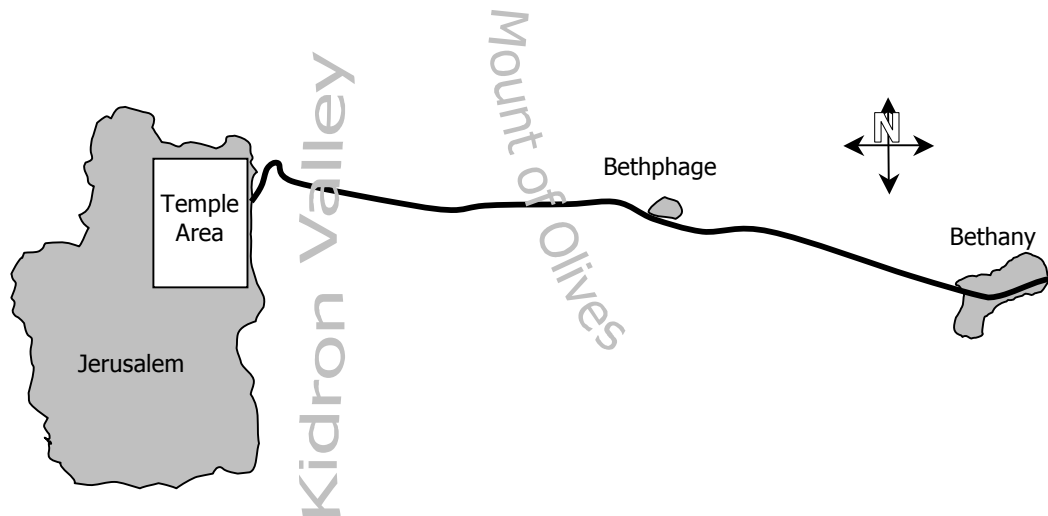
Personal Application:

- Using the following chart, list some of the minas that God has given you.
(*The tools He has given to you for service, e.g., your home, your children, your talents, etc.*) Then explain how you are using them to serve Him.

Minas Given	Service with Minas

- Read I Corinthians 3:10 - 15. How does this passage apply to your service for God?

Outline & Notes:



I. Return to Jerusalem (*paragraphs 138 - 139*)

A. Arrival in Bethany (*8th of Nissan* - Friday, March 31, 30AD+*)

1. Crowd's Response
2. Sadducees' Response

B. Entry on Colt (*10th of Nissan* - Sunday, April 2, 30AD+*)

1. Disciples' Task
2. Crowd's Response (*Feast of Tabernacles vs. Passover*)

"Baruch Haba B'Shem Adonai"

3. Pharisees' Response
4. Christ's Prophecy

* Jewish calendar + Roman calendar

II. Authority Demonstrated (*paragraphs 140 - 142*)

- A. Cursing of Fig Tree (*11th of Nissan* - Monday, April 3, 30AD+*)
- B. Cleansing of the Temple
- C. Response of the Leaders
- D. Invitation to the Jews First – then the Gentiles

III. Authority Tested (*paragraphs 143*) – (*12th of Nissan* - Tuesday, April 4, 30AD+*)

- A. Historical Context (*Exodus 12 – testing of the Lamb*)
- B. First Exam - Priests and Levites
 - 1. Question Christ's authority
 - 2. Results of rejection
 - a. Sonship is proven by obedience
[Sinners will enter kingdom/Jewish leaders won't]
 - b. The leaders killed the prophets/they will kill son
 - c. Many are invited/few will avail themselves of the opportunity

Worksheet:

Read Exodus 12:1 - 15 about the establishment of the Passover feast.

1. What does this feast commemorate?
2. Why was it important that Christ's death occur at the time of the Passover?

3. Look at John 1:29. How did John the Baptist first introduce Jesus?

Personal Application:

Jesus fulfilled the Feast of the Passover when He died as our Passover Lamb. We no longer need to commemorate the Passover with a slain lamb and blood on the doorposts. But our lack of memorials often allows us to forget God's ultimate gift to us, and Christ's sacrifice on the cross. Think of a special way you can commemorate Christ's provision as our Passover lamb this week. Write what you will do in the space below.

[Example: This week I will carry a nail in my pocket to remind me of Christ's great sacrifice for me.]

The Life of
Christ

Outline & Notes:

III. Authority Tested - Continued (*paragraphs 144-146*)

(*12th - 14 of Nissan* - Tuesday to Thursday, April 4-6, 30AD+*)

C. Second Exam - Pharisees and Herodians

1. Question Christ's Politics
2. Christ separates church and state

D. Third Exam – Sadducees

1. Question Christ's Theology (*resurrection*)
2. Christ shows their lack of knowledge

E. Fourth Exam – Pharisees

1. Question Greatest Commandment
2. Love of God/love of neighbor

IV. Controversy (*paragraphs 147 - 149*)

A. Claim by Jesus – I am both David's Son and Lord

B. Judgment Pronounced by Jesus

1. Cause for judgment
 - a. Hypocrisy - don't practice what they preach
 - b. Burdening others
 - c. Seeking to be noticed

2. Seven woes pronounced (*fill in chart below*)

3. Destruction predicted and precondition to Christ's 2nd Coming

C. Widow's example of true giving

Worksheet:

In Matthew 23:13 - 32, Christ pronounces seven woes on the Pharisees for their hypocritical lifestyle. Name each woe; describe what it meant in their culture; and then how we are guilty of the same sin today.

Woe:	What It Meant:	How We Are Guilty:
<i>Vs. 13</i>		
<i>Vs. 15</i>		
<i>Vss. 16 - 22</i>		
<i>Vss. 23 - 24</i>		
<i>Vss. 25 - 26</i>		
<i>Vss. 27 - 28</i>		
<i>Vss. 29 - 30</i>		

Personal Application:

1. If Christ had to pronounce one of these “woes” on you, which one do you think it would be? Why?
2. What can you do this week to make your life more pleasing to God in this area?
3. What are you doing to prepare for Christ’s return?

The Life of
Christ

Outline & Notes:

I. Olivet Discourse (*paragraph 150*)

A. The Historical Setting

B. The Three Questions:

1. When will these things happen?
2. What will be the sign of your coming?
3. What will be the sign of the end of the age?

C. The Birth Pangs

D. The Personal Experience of the Apostles

E. The Sign of the Destruction of Jerusalem


F. The Sign of Jesus' 2nd Coming

1. [The Rapture of the Church]

1 Thessalonians 4:13-18

2 Thessalonians 2:1-3

2. The Anti-Christ and the Great Tribulation



3. The 2nd Coming

G. The Re-gathering of Israel

H. The Parable of the Fig Tree

I. The Time of the Rapture

J. Five Parables regarding Watching and Working

1. The Doorkeeper
2. The Master of the House
3. Two Servants
4. Ten Virgins
5. The Talents

K. The Judgment of the Gentiles

Worksheet:

Re-read the parable of the Two Servants (Matthew 24:45-51).

1. List some of the characteristics of the faithful and wise servant:

Explain what this servant would look like in our churches and society today:

2. List some of the characteristics of the Evil servant:

Explain what this servant would look like in our churches and society Today:

Personal Application:

What can you do this week to become even more like the faithful servant?

The Life of
Christ

Outline & Notes:

I. Preparation for Death (*paragraphs 151 - 154*)

A. Prediction of Death (*12th of Nissan* Tuesday, April 4, 30AD+*)

B. Plan of the Sanhedrin

C. Present from Mary

D. Plot of Judas

1. Price for the Messiah

2. Agreement

a. Point out Jesus

b. Sign indictment so Pilate can release a cohort

c. Testify at the trial

II. Celebration of the Passover (*paragraph 155*)

A. Find the Room (*14th of Nissan* Thursday, April 6, 30AD+*)

B. Prepare the meal (Seder)

Normal Seder Preparations Included:

1. Choose lamb (*Sunday*)

2. Lamb is killed (*Thursday*)

3. Blood is placed in a bowl and passed by Levites

4. Blood poured out at altar

5. Sing Messianic psalms (*Psalms 113-118*)

* Jewish calendar + Roman calendar

6. Clean the lamb
 7. Give the priests their portion
 8. Roast the lamb
 9. Prepare unleavened bread/herbs/wine
- C. Eat the Last Passover meal
1. The First Cup (*paragraph 160a - Cup of Thanksgiving*)
[Candles Lit]
 2. [The Second Cup]
 3. The Seating at the Table (*paragraph 156*)
 4. The Washing of Feet (*paragraph 157*)
 5. The 1st Prediction of Judas' Betrayal (*paragraph 157*)
 6. The Carpas Ceremony and 2nd Prediction of Judas' Betrayal
(*paragraph 158a*)
 7. The Middle Matza (Afikomen) Eaten (*paragraph 160b*)
 8. The Sop (dipped into Charosed) and 3rd Prediction of Judas' Betrayal
(*paragraph 158b*)
 9. The Third Cup (*paragraph 160c*) becomes a memorial
 10. The Time of Instruction
 - a. Dispute over Greatness (*paragraph 156b*)
 - b. The New Commandment (*paragraph 161*)
 - c. Prediction of Peter's Denial (*paragraph 159*)
 - d. How to Travel (*paragraph 159*)

Worksheet:

1. List at least three lessons the disciples should have learned about servanthood during their last Passover meal with Jesus:
2. Which of these lessons is the most difficult for you to incorporate into your life? (Why do you think you struggle in this area?)

Personal Application:

Read Philippians 2:5-8. What is something *new* you can do this week as you follow Christ's example of servanthood?

The Life of
Christ

Outline & Notes:

I. Upper Room Discourse - (*paragraphs 161 - 166*)

A. Promises

1. I am going to prepare a place
2. I will come back
3. Your faith will yield great things
4. If you ask anything in My name, I will do it
5. I will give 'another' Helper - the Holy Spirit
[*allos* – not *heteros*]
6. The Father will love those who love me and keep my commands
7. The Holy Spirit will teach and remind
8. I will give peace
9. You will be pruned if you don't bear fruit
10. If you obey Christ you will remain in His love
11. God chose us to bear fruit
12. The world will hate you
13. The Holy Spirit will testify
14. You will testify
15. You will be put out of the synagogue
16. You will be persecuted in God's name because they don't know me
17. The Holy Spirit will convict of sin, righteousness and judgment
18. The Holy Spirit will guide into truth
19. The Holy Spirit will bring glory to Christ
20. You will not see me for a while
21. There will be a time when I will tell you plainly about God
22. You will be scattered
23. You will have trouble
24. I have conquered the world

B. The Lord's Prayer

1. Prayer for Himself
 - a. Physical restoration
 - b. Spiritual restoration
2. Prayer for disciples
 - a. preservation
 - b. protection
 - c. sanctification
3. Prayer for all believers
 - a. unity
 - b. glorification

II. Gethsemane Prayer (*paragraph 167*)

A. Emotional Ordeal

B. Spiritual Ordeal

Request: "Let this cup pass from Me."

1. Physical death?
2. Premature death?
3. Spiritual death – spiritual separation from his Father!

Worksheet:

Re-read John 15:1-17:

1. How can we bring glory to God and prove to be Christ's disciples? *(verse 8)*
2. What is the key to bearing fruit? *(verse 4)*
3. What is the key to remaining in Christ's love? *(verses 10-11)*
4. What command must we keep? *(verses 12-14)*
6. So, if want to bring glory to God and bear fruit, ultimately we must do what?

Personal Application:

Jesus loved us so much that he was willing to sacrifice his life and his relationship with God to die for us.

1. Who do you think God wants you to love in a sacrificial way?
2. How can you demonstrate sacrificial love to that person this week?

The Life of
Christ

Outline & Notes:

I. The Betrayal (*paragraph 168*)

A. Violations of Jewish Law

1. Judas' Role – Illegal to bribe
2. Not allowed to be arrested after sunset
3. Sanhedrin not allowed to be involved in arrest

B. Judas' Kiss

C. Claim of Deity ("*I Am*")

D. Peter's defense with sword

II. Three Religious [*Jewish*] Trials (*paragraphs 169 - 170, 172*)

A. The charge - Blasphemy

B. Three stages

1. Before Annas
2. Before Caiaphas and the Sanhedrin
3. Before Annas again

C. Violations of Jewish Law (continued)

4. Couldn't go on trial at night – before morning sacrifice
5. A secret trial was illegal
6. Trial had to be in Hall of Judgment in the Temple Compound
7. Defense had to be made first
8. Council could not unanimously agree on guilt
9. Two to three witnesses had to agree in every detail

10. Accused could not testify against self
11. High priest not allowed to tear clothes (*Lev. 21:10*)
12. Charge could not originate with judges
13. Charge of blasphemy had to include God's name
14. Could not be condemned on basis of own words
15. Verdict must not be announced at night
16. Verdict to be more than 24 hours after trial
17. Death penalty had to be voted on from youngest to oldest
18. A unanimous guilty decision meant innocence
19. Death sentence must be made three days after decision
20. Judges had to be kind
21. Condemned man must not be beaten

III. Peter's Denial and the Rooster Crowed (*paragraph 171*)

IV. Three Political [*Roman*] Trials (*paragraphs 173 - 176*)

A. Charge – sedition

B. Judas' Death

C. Three stages

1. Before Pilate
2. Before Herod
3. Before Pilate

Personal Application:

1. Read 1 Peter 2:21-24; 1 Peter 3:12-18; and 1 Peter 4:12-16. If we follow Christ, we can expect to suffer. Re-read 1 Peter 2:23b; 3:16-17 and 4:13 and 16. How are we to handle our suffering?
2. Record one way that you have been treated unfairly because of your faith.
3. Based on the promise in 1 Peter 3:14, try to turn that hardship into a statement of joy.

Outline & Notes:

- I. Condemned by the Jewish leaders (*paragraph 176b*)
- II. Mocked by the Roman soldiers (*paragraph 177*)
- III. Twenty-six stages to Calvary (*paragraphs 178 - 181*)
(*Friday, April 7, 30 AD*)
 - A. Treatment by the Romans
 - B. The Road to Golgotha
 1. Jesus bears his cross
 2. Simon of Cyrene compelled to carry Jesus' cross
 3. Lament over Jerusalem
 4. Arrival at Golgotha
 5. Wine mixed with gall
 6. The Crucifixion
 - C. The First Three Hours – Jesus Experiences the Wrath of Men
 7. First word from the cross: "*Father, forgive them, for they do not know what they are doing.*"
 8. Jesus' garments divided
 9. The superscription added
 10. Crucifixion of two thieves
 11. Mockery by the crowd
 12. Mockery by the rulers
 13. Mockery by the soldiers
 14. Mockery by the thieves
 15. Conversion of one thief

16. Second word from the cross: *"I tell you the truth, today you will be with me in paradise."*

17. Third word from the cross: *"Dear woman, here is your son."* *"Here is your mother."*

D. The Second Three Hours – Jesus Experiences the Wrath of God

18. Darkness falls

19. Fourth word from the cross *"My God, My God, why have you forsaken me?"*

20. Reaction of the witnesses

21. Fifth word from the cross: *"I am thirsty."*

22. Jesus drinks

23. Sixth word from the cross: *"It is finished."* (*tetelestai*)

24. Seventh word from the cross: *"Father, into your hands I commit my Spirit."*

25. Jesus dies

26. Accompanying manifestations

a. Darkness recorded by historians:

1) Dionysius

2) Diogenes

3) Phlegan

b. Curtain in temple torn

b. Earthquake

c. Dead raised

IV. Burial of Christ (*paragraphs 182 - 183*)

A. Removal and Burial

1. Side pierced

2. Body requested

3. Body wrapped

4. Body buried

Worksheet:

Read Psalm 22:1-18. This Psalm was written by David in 900 BC, long before crucifixion was ever recorded as a punishment. Write down all the details that are descriptive of what will (and did!) happen to Christ on the cross:

Personal Application:

1. In what way did we kill Christ? (*Romans 4:25*)
2. Now read 2 Corinthians 5:21 and rewrite it in your own words.
Personalize it when you can:

The Life of
Christ

Outline & Notes:

I. Sealing the Tomb (*paragraph 183*)

A. The Custodia Guard and the Roman Seal

B. Three Hebrew days

C. Second "Sign of Jonah"

II. The Empty Tomb (*paragraphs 184 - 187*) (Sunday, April 9, 30 AD+)

A. The tomb is opened

B. The tomb is visited

1. Mary Magdalene (*who then tells Peter and John*)

2. Peter and John

3. Other Mary and Salome (*tell disciples*)

III. Jesus Appears to many (*paragraphs 188 - 197*)

A. Mary Magdalene

B. Other Women

[Guard's Report]

C. Two Disciples on the Road to Emmaus

D. Cephas (Simon Peter) (*1 Corinthians 15:5*)

E. Ten disciples (*Thomas absent*)

F. Eleven disciples (*Thomas present*)

G. Seven Disciples - in Galilee and interaction with Peter

H. More than 500 people at one time (*1 Corinthians 15:6*)

I. James (*1 Corinthians 15:7*)

J. Eleven Disciples for Great Commission

1. "Make Disciples!"

a. "going"

b. "baptizing"

c. "teaching"

2. "Go to Jerusalem and wait"

K. Final Appearance and Ascension (*Acts 1:3-9*)

Worksheet:

1. Read 1 Corinthians 15:1 - 22.

a. How important is the resurrection?

b. What is its significance to non-believers?

c. What is its significance to believers?

2. Read 1 Corinthians 15:58 and Matthew 28:18 - 20. Since the Resurrection did occur, what should be the primary task of all believers?

Personal Application:

Christ came to save the lost (*Luke 19:10*). Now that He is gone, He has commissioned us as His disciples to carry on that task. What are you doing to reach the lost for Christ?

Consider ministering to a friend, neighbor or co-worker that does not know Christ. Write any names that come to mind:

- Begin to pray for them daily.
- Commit to reach out to them as friends.
- Pray for an opportunity to share the message of Christ's life, death and resurrection with them.
- Be patient with them.
- Be persistent in your prayers.
- Trust God (*whose power raised Jesus from the dead!*) with the results.

The Life of
Christ

Index of Passages

Workbook & Harmony

	WORKBOOK Lesson#	WORKBOOK Page#	HARMONY Paragraph#	HARMONY Page#		WORKBOOK Lesson#	WORKBOOK Page#	HARMONY Paragraph#	HARMONY Page#
MATTHEW					14:22-23	16	47-49	75	64
1:1-17	2	4-6	3	3	14:24-33	17	50-52	76	64
1:18-25	3	7-9	9	7	14:34-36	17	50-52	77	65
2:1-12	4	10-12	14	9	15:1-20	17	50-52	79	66
2:13-18	5	13-15	15	10	15:21-28	17	50-52	80	68
2:19-23	5	13-15	16	10	15:29-38	17	50-52	81	69
3:1-6	5	13-15	21	12	15:39-16:4	17	50-52	82	70
3:7-10	5	13-15	22	12	16:5-12	17	50-52	83	70
3:11-12	5	13-15	23	13	16:13-20	17+18	50-55	84	71
3:13-17	5	13-15	24	14	16:21-23	18	53-55	85	72
4:1-11	5	13-15	25	14	16:24-28	18	53-55	86	73
4:12	7	20-22	34	20	17:1-8	18	53-55	87	73
4:13-16	8	23-25	40	23	17:9-13	18	53-55	88	74
4:17	8	23-25	37	22	17:14-21	18	53-55	89	75
4:18-22	8	23-25	41	23	17:22-23	19	56-58	90	76
4:23-25	9	26-28	44	26	17:24-27	19	56-58	91	76
5:1-16	11	32-34	54	33	18:1-5	19	56-58	92	77
5:17-7:6	11	32-34	55	35	18:6-14	19	56-58	93	77
7:1-6	11	32-34	55	39	18:15-35	19	56-58	94	79
7:7-8:1	11	32-34	56	39	19:1-12	25	77-80	132	103
8:2-4	9	26-28	45	26	19:13-15	25	77-80	133	104
8:5-13	12	35-37	57	41	19:16-20:16	25	77-80	134	104
8:14-17	9	26-28	43	25	20:17-28	25	77-80	135	106
8:18	15	44-46	68	55	20:29-34	25	77-80	136	107
8:19-22	19	56-58	95	79	21:1-11,14-17	26	81-84	139	110
8:18,23-27	15	44-46	68	55	21:1-11	26	1-2	139	110
8:28-34	15	44-46	69	55	21:12-13,18-19	26	81-84	140	112
9:1-8	9	26-28	46	27	21:20-22	26	81-84	142	114
9:9-13	9	26-28	47	28	21:23-22:14	26	81-84	143	115
9:14-17	9	26-28	48	29	22:15-22	26	81-84	144	118
9:18-26	15	44-46	70	57	22:23-33	26	81-84	145	118
9:27-34	16	47-49	71	59	22:34-40	26	81-84	146	119
9:35-11:1	12	35-37	59	42	22:41-46	27	85-89	147	120
11:2-19	13	38-40	60	45	23:1-39	27	85-89	148	121
11:20-30	13	38-40	61	46	24:1-25,46	27	85-89	150	123
12:1-8	10	29-31	50	31	26:1-2	28	90-93	151	130
12:9-14	10	29-31	51	31	26:3-5	28	90-93	152	130
12:15-21	10	29-31	52	32	26:6-13	28	90-93	153	130
12:22-37	13	38-40	64	48	26:14-16	28	90-93	154	131
12:38-45	14	41-43	65	49	26:17-19	28	90-93	155	132
12:46-50	14	41-43	66	49	26:20	28	90-93	156	132
13:1-53	14	41-43	67	50	26:21-25	28	90-93	158	134
13:54-58	16	47-49	72	59	26:26-30	28	90-93	160	136
14:1-12	16	47-49	73	60	26:31-35	28	90-93	159	135
14:13-21	16	47-49	74	62					

	WORKBOOK Lesson#	WORKBOOK Page#	HARMONY Paragraph#	HARMONY Page#		WORKBOOK Lesson#	WORKBOOK Page#	HARMONY Paragraph#	HARMONY Page#
26:36-46	29	94-97	167	141	4:26-29	14	41-43	67	53
26:47-56	30	98-101	168	143	4:30-32	14	41-43	67	53
26:57,59-68	30	98-101	170	145	4:33-34	14	41-43	67	55
26:58,69-75	30	98-101	171	146	4:35-41	15	44-46	68	55
27:1	30	98-101	172	148	5:1-20	15	44-46	69	55
27:2,11-14	30	98-101	174	149	5:21-43	15	44-46	70	57
27:3-10	30	98-101	173	148	6:1-6a	16	47-49	72	59
27:15-26	30	98-101	176	151	6:3	28	89-91	72	59
27:27-30	31	102-105	177	153	6:6b-13	12	35-37	59	42
27:31-34	31	102-105	178	153	6:14-29	16	47-49	73	60
27:35-44	31	102-105	179	154	6:30-44	16	47-49	74	62
27:45-50	31	102-105	180	156	6:45-46	16	47-49	75	64
27:51-56	31	102-105	181	156	6:47-52	17	50-52	76	64
27:57-61	31	102-105	182	157	6:53-56	17	50-52	77	65
27:62-66	31	102-105	183	159	7:1-23	17	50-52	79	66
28:1	32	106-109	184	160	7:24-30	17	50-52	80	68
28:2-4	32	106-109	185	160	7:31-8:9a	17	50-52	81	69
28:5-8	32	106-109	186	160	8:9b-12	17	50-52	82	70
28:9-10	32	106-109	189	163	8-13-26	17	50-52	83	70
28:11-15	32	106-109	190	163	8:27-30-	17+18	50-55	84	71
28:16-20	32	106-109	196	166	8:31-33	18	53-55	85	72
					8:34-9:1	18	53-55	86	73
					9:2-8	18	53-55	87	73
					9:9-13	18	53-55	88	74
					9:14-29	18	53-55	89	75
					9:30-32	19	56-58	90	76
					9:33-37	19	56-58	92	77
					9:38-50	19	56-58	93	77
					10:1-12	25	77-80	132	103
					10:13-16	25	77-80	133	104
					10:17-31	25	77-80	134	104
					10:32-45	25	77-80	135	106
					10:45	1	1-3	135	106
					10:45	23	70-72	135	106
					10:46-52	25	77-80	136	107
					11:1-11	26	81-84	139	110
					11:12-18	26	81-84	140	112
					11:19-25	26	81-84	142	114
					11:27-12:12	26	81-84	143	115
					12:13-17	26	82-84	144	118
					12:18-27	26	81-84	145	118
					12:28-34	26	81-84	146	119
					12:35-37	27	85-89	147	120
					12:38-40	27	85-89	148	121
					12:41-44	27	85-89	149	122
					13:1-4	27	85-89	150	123
					13:5-8	27	85-89	150	123
					13:9-13	27	85-89	150	124
					13:14-23	27	85-89	150	125
					13:24-27	27	85-89	150	126
					13:28-37	27	85-89	150	127

MARK

1:1	5	13-15	20	11
1:2-6	5	13-15	21	12
1:7-8	5	13-15	23	13
1:9-11	5	13-15	24	14
1:12-13	5	13-15	25	14
1:14	7	20-22	34	20
1:15	8	23-24	37	22
1:16-20	8	23-25	41	23
1:21-28	9	26-28	42	24
1:29-34	9	26-28	43	25
1:35-39	9	26-28	44	26
1:40-45	9	26-28	45	26
2:1-12	9	26-28	46	27
2:13-17	9	26-28	47	28
2:16	28	89-91	47	28
2:18-22	9	26-28	48	29
2:23-28	10	29-31	50	31
3:1-6	10	29-31	51	31
3:7-12	10	29-31	52	32
3:13-19	10	29-31	53	33
3:20-30	13	38-40	64	48
3:31-35	14	41-43	66	49
4:1-9	14	41-43	67	50
4:10-12	14	41-43	67	51
4:13-20	14	41-43	67	52
4:21-25	14	41-43	67	52

	WORKBOOK Lesson#	WORKBOOK Page#	HARMONY Paragraph#	HARMONY Page#		WORKBOOK Lesson#	WORKBOOK Page#	HARMONY Paragraph#	HARMONY Page#
14:1a	28	90-93	151	130	3:7-14	5	13-15	22	12
14:1b-2	28	90-93	152	130	3:15-18	5	13-15	23	13
14:3-9	28	90-93	153	130	3:19-20	7	20-22	34	20
14:10-11	28	90-93	154	131	3:21-23a	5	13-15	24	14
14:12-16	28	90-93	155	132	3:23b-38	2	4-6	3	3
14:17	28	90-93	156	132	4:1-13	5	13-15	25	14
14:18-21	28	90-93	158	134	4:14	7	20-22	34	20
14:22-26	28	90-93	160	136	4:14-15	8	23-25	37	22
14:27-31	28	90-93	159	135	4:16-30	8	23-25	39	22
14:32-42	29	94-97	167	141	4:31-37	9	26-28	42	24
14:43-52	30	98-101	168	143	4:38-41	9	26-28	43	25
14:53, 55-65	5	13-15	170	145	4:42-44	9	26-28	44	26
14:53,55-65	30	98-101	170	145	5:1-11	8	23-25	41	23
14:54,66-72	30	98-101	171	146	5:12-16	9	26-28	45	26
15:1a	30	98-101	172	148	5:17-26	9	26-28	46	27
15:1b-5	30	98-101	174	149	5:27-32	9	26-28	47	28
15:6-15	30	98-101	176	151	5:33-39	9	26-28	48	29
15:16-19	31	102-105	177	153	6:1-5	10	29-31	50	31
15:20-23	31	102-105	178	153	6:6-11	10	29-31	51	31
15:24-32	31	102-105	179	154	6:12-16	10	29-31	53	33
15:33-37	31	102-105	180	156	6:17-19	11	32-34	54	33
15:38-41	31	102-105	181	156	6:20-26	11	32-34	54	34
15:42-47	31	102-105	182	157	6:27-30,32-36	11	32-34	55	36
16:1	32	106-109	184	160	6:31,43-45	11	32-34	56	39
16:2-8	32	106-109	186	160	6:37-42	11	32-34	55	39
16:9-11	32	106-109	188	162	6:46-49	11	32-34	56	40
16:12-13	32	106-109	191	163	7:1-10	12	35-37	57	41
16:14	32	106-109	193	164	7:11-17	12	35-37	58	41
16:15-18	32	106-109	196	166	7:18-35	13	38-40	60	45
16:19-20	32	106-109	198	167	7:36-50	13	38-40	62	47
<hr/> LUKE <hr/>					8:1-3	13	38-40	63	47
1:1-4	1	1-3	1	1	8:4-8	14	41-43	67	50
1:5-25	2	4-6	4	4	8:9-10	14	41-43	67	51
1:26-38	2	4-6	5	5	8:11-15	14	41-43	67	52
1:39-45	3	7-9	6	5	8:16-18	14	41-43	67	52
1:46-56	3	7-9	7	6	8:19-21	14	41-43	66	49
1:57-80	3	7-9	8	6	8:22-25	15	44-46	68	55
2:1-7	4	10-12	10	7	8:26-39	15	44-46	69	55
2:8-20	4	10-12	11	8	8:40-56	15	44-46	70	57
2:21	4	10-12	12	8	9:1-6	12	35-37	59	42
2:22-28	4	10-12	13	8	9:7-9	16	47-49	73	60
2:39	5	13-15	16	10	9:10-17	16	47-49	74	62
2:40	5	13-15	17	10	9:18-21	17+18	50-55	84	71
2:41-50	5	13-15	18	11	9:22	18	53-55	85	72
2:51-52	5	13-15	19	11	9:23-27	18	53-55	86	73
3:1-2	5	13-15	20	11	9:28-36	18	53-55	87	73
3:1-2	30	96-98	20	11	9:37-43a	18	53-55	89	75
3:3-6	5	13-15	21	12	9:43b-45	19	56-58	90	76
					9:46-48	19	56-58	92	77
					9:49-50	19	56-58	93	77

	WORKBOOK Lesson#	WORKBOOK Page#	HARMONY Paragraph#	HARMONY Page#		WORKBOOK Lesson#	WORKBOOK Page#	HARMONY Paragraph#	HARMONY Page#
9:51-56	20	59-61	97	80	21:29-36	27	85-89	150	127
9:57-62	19	56-58	95	79	21:37-38	26	81-84	142	114
10:1-24	21	62-65	104	87	22:1	28	90-93	151	130
10:25-37	21	62-65	105	88	22:2	28	90-93	152	130
10:38-42	21	62-65	106	88	22:3-6	28	90-93	154	131
11:1-13	22	66-69	107	88	22:7-13	28	90-93	155	132
11:14-36	22	66-69	108	89	22:14-16,24-30	28	90-93	156	132
11:37-54	22	66-69	109	90	22:17-20	28	90-93	160	136
12:1-12	22	66-69	110	91	22:21-23	28	90-93	158	134
12:13-34	22	66-69	111	91	22:31-38	28	90-93	159	135
12:35-41	22	66-69	112	92	22:39-46	29	94-97	167	141
12:42-48	22	66-69	113	92	22:47-53	30	98-101	168	143
12:49-53	22	66-69	114	93	22:54a,63-65	30	98-101	170	145
12:54-59	22	66-69	115	93	22:54b-62	30	98-101	171	146
13:1-9	22	66-69	116	93	22:66-71	30	98-101	172	148
13:10-17	22	66-69	117	93	23:1-5	30	98-101	174	149
13:18-21	22	66-69	118	94	23:6-12	30	98-101	175	150
13:22-35	23	70-72	121	95	23:6-12	5	13-15	175	150
14:1-24	23	70-72	122	96	23:13-25	30	98-101	176	151
14:25-35	23	70-72	123	96	23:26-33	31	102.105	178	153
15:1-7	23	70-72	124	97	23:34-43	31	102.105	179	154
15:8-10	23	70-72	124	97	23:44,46	31	102-105	180	156
15:11-32	23	70-72	124	97	23:45,47-49	31	102.105	181	156
16:1-31	24	73-76	125	98	23:50-56	31	102-105	182	157
17:1-6	24	73-76	126	99	24:1-8	32	106-109	186	160
17:7-10	24	73-76	127	99	24:9-12	32	106-109	187	161
17:11-19	24	73-76	129	101	24:13-32	32	106-109-	191	163
17:20-37	24	73-76	130	102	24:33-35	32	106409	192	164
18:1-14	24	73-76	131	102	24:36-43	32	106-109	193	164
18:15-17	25	77-80	133	104	24:44-49	32	106-109	197	167
18:18-30	25	77-80	134	104	24:50-53	32	106-109	198	167
18:31-34	25	77-80	135	106	JOHN				
18:35-43	25	77-80	136	107	1:1-18	1	1-3	2	1
19:1-28	25	77-80	137	108	1:12	28	90-93	2	1
19:10	1	1-3	137	108	1:19-28	6	16-19	26	15
19:10	32	106-109	137	108	1:29-34	26	81-84	27	16
19:11-28	25	77-80	137	108	1:29-34	6	16-19	27	16
19:29-44	26	81-84	139	110	1:35-51	6	16-19	28	17
19:45-48	30	96-99	140	112	1:46	28	90-93	28	17
19:45-48	26	81-84	140	112	2:1-11	6	16-19	29	18
20:1-19	26	81-84	143	115	2:12	6	16-19	30	18
20:20-26	26	81-84	144	118	2:13-22	6	16-19	31	18
20:27-40	26	81-84	145	118	2:23-3:21	7	20-22	32	19
20:41-44	27	85-89	147	120	3:16	1	1-3	32	19
20:45-47	27	85-89	148	121	3:22-36	7	20-22	33	19
21:1-4	27	85-89	149	122					
21:5-7	27	85-89	150	123					
21:8-11	27	85-89	150	123					
21:12-19	27	85-89	150	124					
21:20-26	27	85-89	150	125					
21:27-28	27	85-89	150	126					

	WORKBOOK Lesson#	WORKBOOK Page#	HARMONY Paragraph#	HARMONY Page#		WORKBOOK Lesson#	WORKBOOK Page#	HARMONY Paragraph#	HARMONY Page#
4:1-4	7	20-22	34	20	13:37-38	28	90-93	159	135
4:5-42	7	20-22	35	20	14:1-24	29	94-97	162	137
4:43-45	8	23-25	36	21	14:25-31	29	94-97	163	137
4:46-54	8	23-25	38	22	15:1-17	29	94-97	164	138
5:1-47	10	29-31	49	29	15:18-16:4	29	94-97	164	138
6:1-13	16	47-49	74	62	16:5-15	29	94-97	165	139
6:14-15	16	47-49	75	64	16:16-28	29	94-97	165	139
6:16-21	17	50-52	76	64	16:29-33	29	94-97	165	140
6:22-71	17	50-52	78	65	17:1-26	29	94-97	166	140
7:1	17	50-52	79	66	17:6-19	29	94-97	166	140
7:2-9	20	59-61	96	80	17:20-26	29	94-97	166	141
7:10	20	59-61	97	80	18:1	29	94-97	167	141
7:11-15	20	59-61	98	81	18:2-12a	30	98-101	168	143
7:16-24	20	59-61	98	81	18:12b-14	30	98-101	169	145
7:25-27	20	59-61	98	82	18:19-23	30	98-101	169	145
7:28-30	20	59-61	98	82	18:13-23	5	13-15	169	145
7:31-36	20	59-61	98	82	18:15-18	30	98-101	171	146
7:37-52	20	59-61	98	82	18:24	30	98-101	170	145
7:53-8:11	20	59-61	99	83	18:25-27	30	98-101	171	146
8:12-20	20	59-61	100	83	18:28-38	30	98-101	174	149
8:21-59	20	59-61	101	84	18:28-38	5	13-15	174	149
8:41	28	90-93	101	84	18:39-19:1	30	98-101	176	151
9:1-41	20	59-61	102	85	19:2-3	31	102-105	177	153
9:29	28	90-93	102	85	19:4.16a	30	98-101	176	151
10:1-21	21	62-65	103	86	19:16b-17	31	102-105	178	153
10:10b	17	50-52	103	86	19:18-27	31	102-105	179	154
10:22-39	22	66-69	119	94	19:28-30	31	102-105	180	156
10:40-42	23	70-72	120	95	19:31-42	31	102-105	182	157
11:1-44	24	73-76	128	100	20:1	32	106-109	186	160
11:45-54	24	73-76	128	101	20:2-10	32	106-109	187	161
11:55-12:1	26	81-84	138	110	20:11-18	32	106-109	188	162
12:2-8	28	90-93	153	130	20:19-25	32	106-109	193	164
12:9-11	26	81-84	138	110	20:26-31	32	106-109	194	165
12:12-19	26	81-84	139	110	20:31	1	1-3	194	165
12:20-50	26	81-84	141	113	21:1-25	32	106-109	195	165
13:120	28	90-93	157	133					
13:21-30	28	90-93	158	134					
13:31.35	29	94-97	161	136					
13:36	29	94-97	162	137					

Map